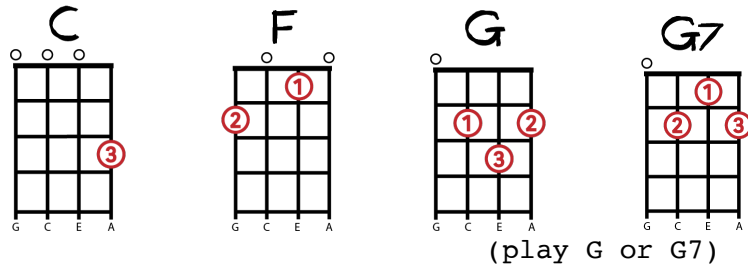


## JINGLE BELLS – Key of C



[Verse 1]

**C** Dashing through the snow, In a one horse open sleigh, **F**  
**F** O'er the fields we go, **G7** Laughing all the way. **C**  
**C** Bells on bob-tail ring, **F** Making spirits bright;  
**F** What fun it is to ride and sing a sleighing song tonight **C** Oh! **G7**

[Chorus]

**C** Jingle bells, jingle bells, jingle all the way;  
**F** Oh what fun it is to ride in a one horse open sleigh, **C** Hey! **G7**  
**C** Jingle bells, jingle bells, jingle all the way;  
**F** Oh what fun it is to ride in a one horse open sleigh! **C** **G7**

[Verse 2]

**C** A day or two ago, I thought I'd take a ride **F**  
**F** And soon, Miss Fanny Bright was seated by my side **C**  
**C** The horse was lean and lank - misfortune seemed his lot **F**  
**F** He got into a drifted bank and then we got upstot **C** Oh! **G7**

# We Wish You A Merry Christmas

## (3/4 time)

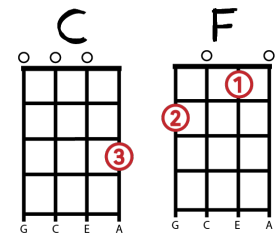
[Verse 1]

**C** **F** **D** **G**  
We wish you a Merry Christmas, we wish you a Merry Christmas.

**E7** **Am** **F** **G** **C**  
We wish you a Merry Christmas and a Happy New Year!

**C** **G** **Am** **G**  
Good tidings we bring to you and your kin.

**C** **Em** **F** **G** **C**  
Good tidings for Christmas and a Happy New Year!



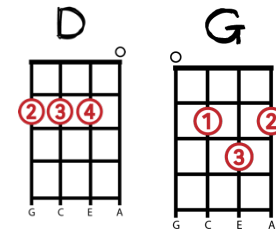
[Verse 2]

**C** **F**  
Now bring us some figgy pudding,

**D** **G**  
bring us some figgy pudding.

**E7** **Am**  
bring us some figgy pudding

**F** **G** **C**  
and a cup of good cheer!



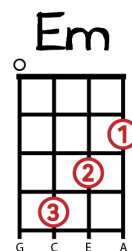
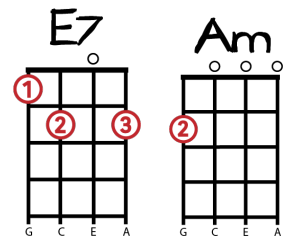
[Verse 3]

**C** **F**  
We won't go until we get some,

**D** **G**  
We won't go until we get some.

**E7** **Am**  
We won't go until we get some,

**F** **G** **C**  
bring it out here.



[Outro]

**C** **G** **Am** **G**  
Good tidings we bring to you and your kin.

**C** **Em** **F** **G** **C**  
Good tidings for Christmas and a Happy New Year!

**C** **F** **D** **G**  
We wish you a Merry Christmas, we wish you a Merry Christmas.

**E7** **Am** **F** **G** **C**  
We wish you a Merry Christmas and a Happy New Year! (2x)

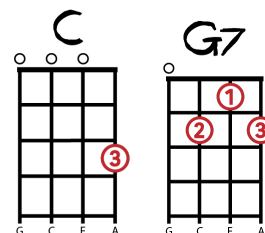
# Let it Snow

(pg 306 of yellow book - first notes Low G to high g)

[Verse 1]

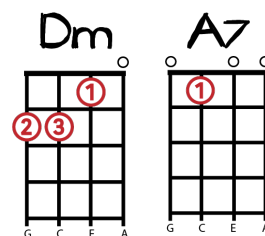
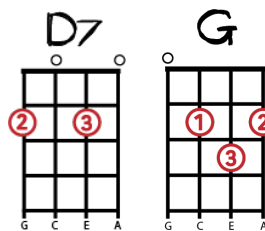
Oh, the weather outside is frightful,  
But the fire is so delightful,  
And since we've no place to go,  
Let it snow, let it snow, let it snow.

try strumming pattern 4  
with a skip in your step!  
(swing)



[Verse 2]

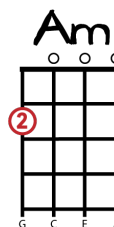
It doesn't show signs of stopping,  
And I brought some corn for popping.  
The lights are turned way down low,  
Let it snow, let it snow, let it snow



[Instrumental] - play the verse without singing

[Verse 3]

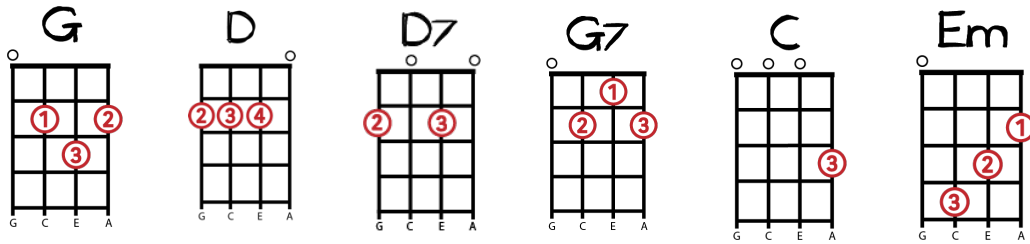
When we finally kiss good night,  
How I'll hate going out in the storm.  
But if you really hold me tight,  
All the way home I'll be warm.



[Verse 4]

The fire is slowly dying,  
And, my dear, we're still good - byeing,  
But as long as you love me so.  
Let it snow, let it snow, let it snow

## Silent Night



3/4 Time



[Verse 1]

G D D7 G G7  
Silent night, Holy night, All is calm all is bright  
C G C G  
Round yon virgin mother and child Holy infant so tender and mild  
D D7 G Em G D G  
Sleep in heavenly peace, sleep in heavenly peace.

[Verse 2]

G D D7 G G7  
Silent night, Holy night, Shepherds quake at the sight  
C G C G  
Glories stream from heaven afar Heavenly hosts sing Hallelujah  
D D7 G Em G D G  
Christ the Saviour is born, Christ the Saviour is born.

[Verse 3]

G D D7 G G7  
Silent night, Holy night, Son of God love's pure light  
C G C G  
Radiant beams from thy holy face With the dawn of redeeming grace  
D D7 G Em G D G  
Jesus lord at thy birth, Jesus lord at thy birth.

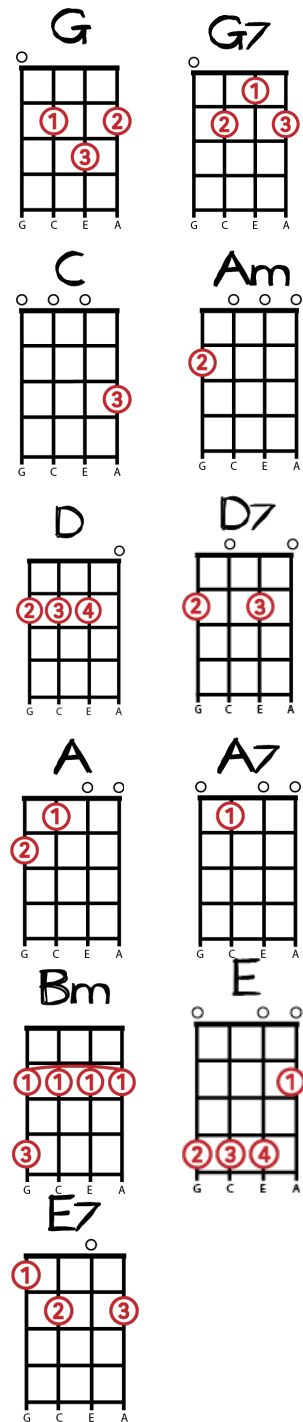
# Silver Bells! (3/4 time)

[intro] play through chords 2x

**G** **G7**  
 City sidewalks, busy sidewalks  
**C** **Am**  
 Dressed in Holiday style  
**D** **D7** **G**  
 In the air there's a feeling of Christmas  
**G** **G7**  
 Children laughing, people passing  
**C** **Am**  
 Meeting smile after smile  
**D** **D7** **G**  
 And on every street corner you hear

[Chorus]

**G** **G7** **C** **Am**  
 Silver bells, silver bells  
**D** **D7** **G**  
 It's Christmas-time in the city  
**G** **G7** **C** **Am**  
 Ring-a-ling, hear them ring  
**D** **D7** **G**  
 Soon it will be Christmas day  
  
**G** **G7**  
 Strings of street lights, even stop lights  
**C** **Am**  
 Blink a bright red and green  
**D** **D7** **G**  
 As the shoppers run home with their treasures  
**G** **G7**  
 Hear the snow crunch, see the kids bunch  
**C** **Am**  
 This is Santa's big scene  
**D** **D7** **G**  
 And above all the bustle you hear...



[Chorus] x2 (optional key change for 2<sup>nd</sup> chorus!)

**G/A** **G7/A7** **C/D** **Am/Bm** **D/E** **D7/E7** **G/A**  
 Silver bells, silver bells It's Christmas-time in the city  
**G/A** **G7/A7** **C/D** **Am/Bm** **D/E** **D7/E7** **G/A**  
 Ring-a-ling, hear them ring Soon it will be Christmas day

# Joy to the World

[Verse 1]

**C** Joy to the world, the **G** Lord is **C** come!

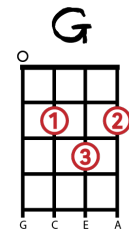
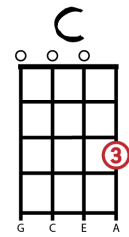
**F** Let earth receive her **G** King;

**C** Let every heart prepare Him room,

And Heaven and nature sing,

**G** And Heaven and nature sing,

**C** And Heaven, and **F** Heaven, and **C** nature **G** sing.



[Verse 2]

**C** Joy to the earth, the **G** Savior **C** reigns!

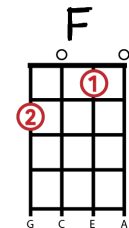
**F** Let men their songs employ;

**C** While fields and floods, rocks, hills and plains

Repeat the sounding joy,

**G** Repeat the sounding joy,

**C** Repeat, repeat, the **F** sounding **C** joy.



[Verse 3]

**C** No more let sins and **G** sorrows **C** grow,

**F** Nor thorns infest the **G** ground

**C** He comes to make His blessings flow

Far as the curse is found,

**G** Far as the curse is found,

**C** Far as, far as the **F** curse is **C** found

JOY TO THE WORLD

Musical notation for measures 1-5. The top staff is a treble clef with a 2/4 time signature. The bottom staff shows guitar fretting with letters T, A, B and numbers 3, 2, 0, 1, 0, 2, 0, 3, 0, 0.

6

Musical notation for measures 6-10. The top staff is a treble clef. The bottom staff shows guitar fretting with numbers 2, 3, 3, 2, 0, 3, 1, 0, 3, 2, 0, 3.

11

Musical notation for measures 11-15. The top staff is a treble clef. The bottom staff shows guitar fretting with numbers 3, 1, 0, 0, 0, 1, 3, 1, 0, 2, 2, 2, 0, 1, 0, 2.

16

Musical notation for measures 16-20. The top staff is a treble clef. The bottom staff shows guitar fretting with numbers 3, 0, 3, 1, 0, 0, 1, 0, 2, 0.